

## CANVAS SUPPORT

# How do I access Years 11 and 12 resources as a non-DOE teacher?

Curriculum Services have developed a collection of Years 11 and 12 resources for DOE teachers to use within the Canvas Learning Management System (LMS). These resources are also available to teachers in the Catholic and Independent sectors delivering Years 11 and 12 TASC courses.

NB: There are two ways that these materials can be used by non-DOE teachers:

- By downloading an ePub file to use with ePub reader software.
- By downloading a Common Cartridge file to use in your own Canvas Account or a program or LMS that supports common cartridge files.

### Log in to Canvas

1. Select the URL to log into canvas:  
<https://canvas.education.tas.gov.au/login/canvas>
2. Log in with the following user details: Login and Password = 1112courses.cs

Tasmanian Government

Login

1112courses.cs

Password

.....

Stay signed in

[Forgot Password?](#)

[User Research](#) [Help](#) [Privacy policy](#) [Terms of service](#) [Facebook](#)

[Twitter](#)

INSTRUCTURE

## View a course

1. On the Dashboard select the Years 11 and 12 Canvas Courses link. From here access the course you wish to view. **NOTE:** Alternatively, to view the full list of courses, select the courses icon in the left hand global navigation menu, and select 'All Courses'



2. Navigate the course by selecting **Modules** from the course navigation bar (A) or use the buttons/links on the Home page (B).

Home

Legal Studies LST315117 DISPLAY ONLY

Syllabus

**A** Modules

Copyright Notice:

Terms of Use- Department of Education Tasmania

### Legal Studies LEVEL 3

Welcome to Legal Studies, Level 3.

This course is designed for 150 hours of study. It consists of four parts, each dealing with a specific area of the course. Select the links below to access learning resources and activities.

**B**

- TASG Course Document
- About this Course
- Getting Started
- Useful Websites
- Help Discussion

PART 1	PART 2	PART 3	PART 4	Work Requirement
Principles & Practice of Australia's Westminster Parliamentary System of Government	Australian Federal Constitutional Government	Australian and International Law	Dispute Resolution: Civil and Criminal	


3. To navigate through each of the modules use the **Previous** and **Next** buttons at the bottom of each page.


## 1.2.5: Main Activity 2


---

**Due** No Due Date    **Points** 0    **Submitting** a text entry box or a file upload

---

 **Assignment**

**Watch:**  
[What is Fair and What is Just? | Julian Burnside | TEDxSydney](#) 



**Answer the following questions:**

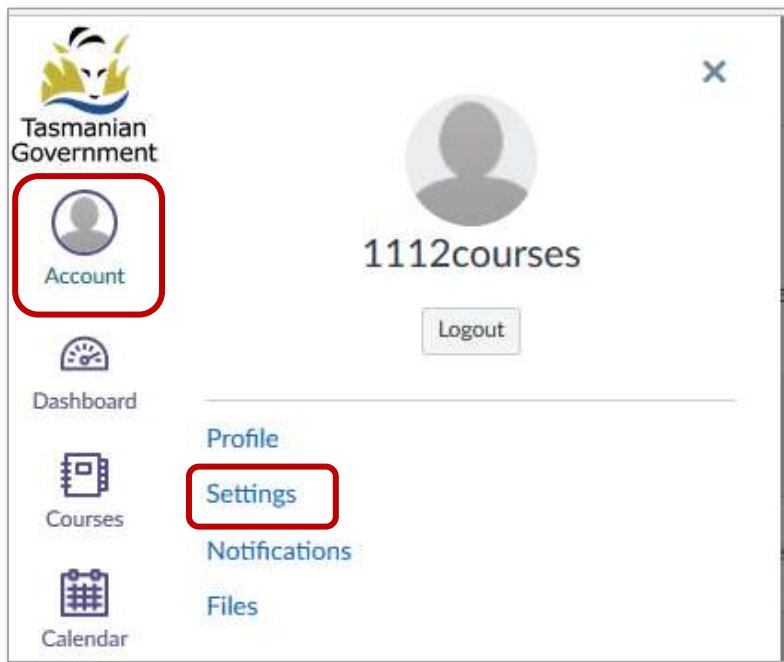
- What is the difference between fairness and justice?
- Can justice in a liberal democracy exist without procedural fairness?

**Criteria: 1 & 8**

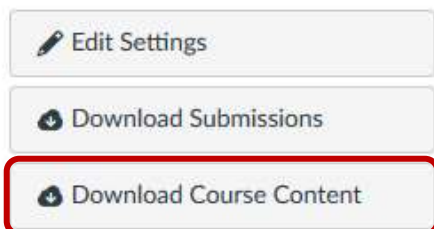
◀ Previous Next ▶

## Download an ePub file and associated files

1. Select **Account** from the Global Navigation then **Settings**.



2. From the options on the right select **Download Course Content**



3. For the course you want to download:
  - a. Select **Download ePub** to save a file of the course that is useable in a ePub reader (ie. ibooks, ereader)
  - b. Select **Download the associated files** to save a ZIP folder of all files associated with the course (ie word docs, pdfs, images etc)
  - c. You can also select **Regenerate ePub** to update the Download ePub file to ensure it is the latest copy of the course.



4. Open the ePub file in any ePub Reader software for viewing. If you do not have an ePub reader on your computer/device you will need to download one first. For example iBooks, Azari, ePub3 Reader etc.

5. Navigate through the course. It will be sorted by Modules. External links will still work and link out to appropriate webpages. Internal links to documents/images/videos etc will be found in the downloaded associated files folder.
6. The file structure of the associated files folder is the same as that of the Canvas Course and includes all images, word documents, pdfs, powerpoints etc used within the Canvas Course.

**Note:**

ePub content is for offline viewing only; you cannot interact with course content directly, such as completing an assignment or viewing any submissions. In an ePub file, you can view assignment details and discussions including the discussion topic. Additionally, you can view any embedded media files in the ePub. Any files that aren't supported in the ePub format, such as file attachments or PDFs, can be downloaded to be viewed in the file's native environment.

Currently ePub files and any associated files can only be generated in the browser version of Canvas, but the files can be transferred for viewing on any supported device.

## Download a Common Cartridge

Canvas courses can be exported as IMSCC ZIP files, which can be:

- used in another Canvas account. For example, your non-DOE institution may run their own instance of Canvas or you can create your own [free account](#) and import the exported file to your own Canvas course to use with your students.
- opened by programs and other LMS's that support Common Cartridge files.
- treated as any other ZIP file by changing the extension from .imsc to .zip.

To download this file go to the homepage of the course and select the [Download common cartridge file here](#) link.

The screenshot shows a course homepage navigation menu. At the top, there are five icons with labels: 'TASC Course Document', 'About this Course', 'Getting Started', 'Useful Websites', and 'Help Discussion'. Below these are five red buttons labeled 'PART 1', 'PART 2', 'PART 3', 'PART 4', and 'Work Requirement'. Under 'PART 1' is the text 'Principles & Practice of Australia's Westminster Parliamentary System of Government'. Under 'PART 2' is 'Australian Federal Constitutional Government'. Under 'PART 3' is 'Australian and International Law'. Under 'PART 4' is 'Dispute Resolution: Civil and Criminal'. At the bottom, a red-bordered box highlights a yellow button labeled 'DOWNLOAD COMMON CARTRIDGE FILE HERE' with an external link icon.